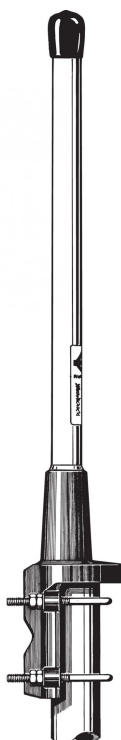


CXL 900/1800/1900/UMTS/LW

Quadruple-Band Base Station and Marine Antenna for the 900 MHz, 1800 MHz, 1900 MHz and the 2000 MHz Bands.

DESCRIPTION

- Quadruple-Band base station and marine antenna – four bands with only one antenna.
- Covering both GSM/NMT-900, DCS-1800/PCN (GSM 900/1800), PCS-1900 and UMTS.
- Particularly suitable for use with triple-band mobile phones.
- Unity gain on all bands.
- Wide variety of accessory mounting brackets available.
- The carefully designed, broad-banded antenna element is sealed in a high-quality, conical glass fibre tube with low wind-load, which will ensure performance undisturbed by corrosive environments.
- Provided with the sturdy "LW" mast mount – a lightweight, multipurpose, epoxy-coated mounting bracket made of non-corrosive aluminium.
- The cable can be led either on the outside or along the inside of the mast tube.
- Large bandwidth with respect to both SWR and gain.
- To substantially reduce noise caused by atmospheric discharges, all metal parts in the antenna are DC-grounded. Consequently, the antenna shows a DC-short across the coaxial cable.
- The CXL 900/1800/1900/UMTS/LW is a vibration-proof, lightweight, slimline, corrosion resistant, modern style base station and marine antenna.



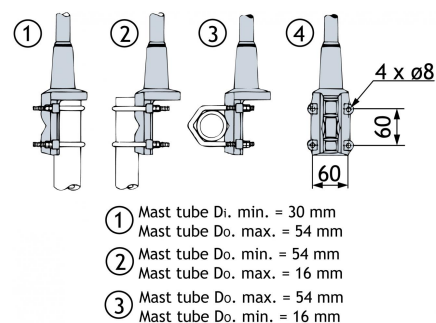
ORDERING DESIGNATIONS

TYPE	PRODUCT NO.
CXL 900/1800/1900/UMTS/LW	110000229

SPECIFICATIONS

ELECTRICAL	
MODEL	CXL 900/1800/1900/UMTS/LW
ANTENNA TYPE	Quadruple-Band base station and marine antenna
FREQUENCY	800 - 960 MHz/1710 - 1880 MHz/1850 - 1990 MHz/ 1900 - 2200 MHz (GSM 900/DCS-1800/PCS-1900/UMTS)
IMPEDANCE	Nom. 50 Ω
POLARIZATION	Vertical
GAIN	Approx. 0 dBd (all bands)
SWR	GSM @ ≤ 2.0 DCS-1800 @ ≤ 2.0 PCS-1900 @ ≤ 3.0 UMTS @ ≤ 3.0
MAX. POWER	100 W
ANTISTATIC PROTECTION	All metal parts DC-grounded (Connector shows a DC-short)
MECHANICAL	
TEMP. RANGE	-30°C \rightarrow +70°C
CONNECTOR	N-female
WIND SURFACE	Approx. 0.018 m ²
WIND LOAD	Approx. 23 N @ 160 km/h
COLOUR	Marine white
MATERIALS	Shroud: Polyurethane-coated glass fibre Mounting bracket: Seawater resistant aluminium, epoxy-coated Clamps: Stainless steel
TOTAL HEIGHT	Approx. 500 mm
DIA. IN TOP END	21 mm
DIA. IN BOTTOM END	23 mm
WEIGHT	Approx. 600 g
MOUNTING	On 16 to 54 mm dia. mast tube

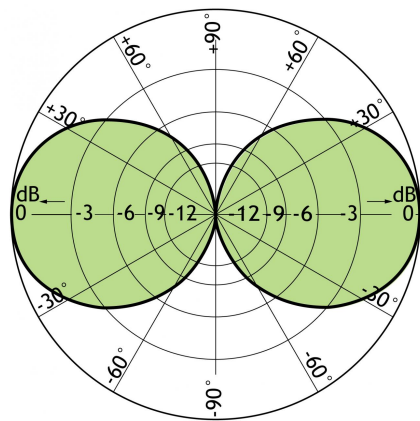
MULTI-PURPOSE MOUNTING BRACKET



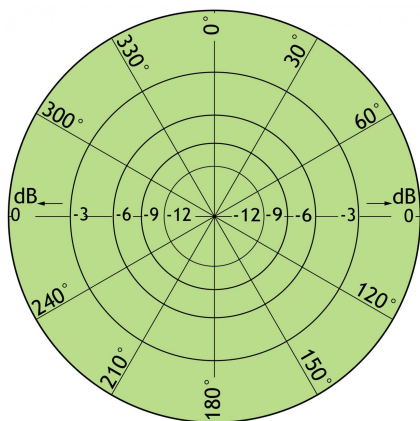
PLEASE NOTE

The antenna is delivered with a DC-connection between the antenna element and the mounting bracket.

TYPICAL RADIATION PATTERN (E-PLANE)



TYPICAL RADIATION PATTERN (H-PLANE)



PROCOM A/S reserve the right to amend specifications without prior notice.
19/09/12